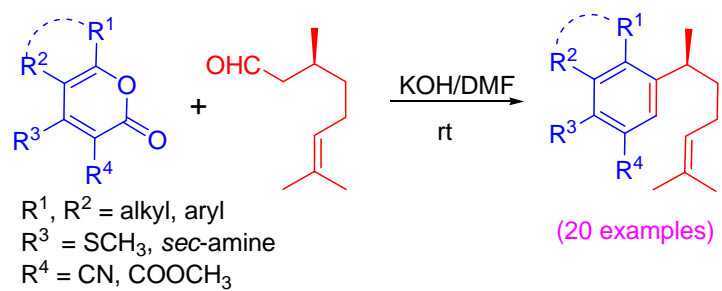


Graphical Abstract

An expeditious protocol for sesquiterpene-cored functionalized arenes from *S*-(-)-citronellal

Atul Goel* and Deepti Verma



An expeditious protocol for sesquiterpene-cored functionalized arenes from *S*-(-)-citronellal[#]

Atul Goel^{a,b*} and Deepti Verma^a

^aDivision of Medicinal and Process Chemistry, Central Drug Research Institute, Lucknow 226001, India

^bCurrent address: Institut für Organische Chemie, Universität Würzburg, Am Hubland, 97074 Würzburg, Germany

Abstract— An expeditious straightforward synthesis of sesquiterpene-cored arenes functionalized with electron-withdrawing or donating substituents is described and illustrated by Michael addition of *S*-(-)-citronellal on functionalized 2*H*-pyran-2-one in a single step at room temperature. The reaction was further generalized by synthesizing isoprenylated 9,10-dihydrophenanthrene-2-carbonitrile using 5,6-dihydro-2-oxo-4-*sec*-amino-2*H*-benzo[*h*]chromene-3-carbonitriles and *S*-(-)-citronellal under similar reaction conditions.

The monocyclic aromatic sesquiterpenes of the bisabolane family are an important class of natural products exhibiting a wide range of biological activities.¹ These scaffolds often possess a benzylic chiral centre carrying a methyl group at this position. Amongst several bisabolene sesquiterpenoids, the simplest *S*-(+)-curcumene has been isolated from rhizomes of *Curcuma aromatica* Salisb and is the active constituent of a large number of essential oils.² The phenolic sesquiterpene (+)-curcuphenol isolated from a marine sponge (*Epipolasis* and *Didiscus flavus*) showed gastric H,K-ATPase inhibitory and antitumor and antifungal activities.^{3,4} Interestingly, its enantiomer, which has been isolated from the gorgonian coral *Pseudopterogorgia rigida* exhibits antibacterial activity against *Staphylococcus aureus*.^{4,5} Recently, natural dimers of curcuphenols displayed lipoxygenase inhibitory activities.⁶ An isomeric xanthorrhizol exhibits antitumor activity and is used as traditional medicine in Indonesia.^{7,8}

During our ongoing drug development program, we became interested to uncover the biological properties of functionally diverse curcumene-cored novel aromatic compounds. Although numerous interesting biological properties of these sesquiterpenoids have prompted considerable synthetic efforts to the targeted natural products, there is a surprising lack of flexible and donor-acceptor functional group tolerable general methods for

sesquiterpene-cored aromatic compounds. Herein, we report an efficient and convenient route for the synthesis of sesquiterpene-cored functionalized arenes through a ring transformation reaction of 2*H*-pyran-2-ones or 5,6-dihydro-2-oxo-2*H*-benzo[*h*]chromene-3-carbonitriles using *S*-(-)-citronellal as a source of the carbanion. The advantage of the procedure lies in the construction of a benzene ring with flexibility of substituent variations in a single step at room temperature.

Due to diverse biological activities⁹ associated with this scaffold, numerous approaches have been adapted,¹⁰ however, enantioselective methods remain sparse in the literature.¹¹ The synthetic methods include Grignard reaction of *p*-tolylmagnesium bromide with 6-methyl-3,5-heptadien-2-one,^{11a} enzymatic resolution of racemic intermediates,^{11b} the Mitsunobu reaction of synthetic equivalent of chiral 2-cyclopentanol followed by a concurrent retro-Diels-Alder reaction and Claisen rearrangement,^{11c} baker's yeast reduction approach,^{11d,e} sparteine-mediated lateral metallation-substitution reaction,^{11f} from enantiomerically pure benzothiazine precursor via a stereoselective, intramolecular Michael addition reaction,^{11g} highly stereoselective addition of aryllithium reagent to chiral α,β -unsaturated oxazolines,^{11h} asymmetric hydrogen-esterification reaction¹¹ⁱ and 1,4-

Keywords: Bisabolene, sesquiterpene, 2*H*-pyran-2-ones, citronellal, ring transformation approach

[#] CDRI Communication No. 7364

* Tel.: +49-931-8885393; fax: +49-931-8884755; e-mail: agoel13@yahoo.com; goela@chemie.uni-wuerzburg.de

conjugate addition of chiral citronellal to vinyl ketones followed by an intramolecular aldol condensation.^{11j}

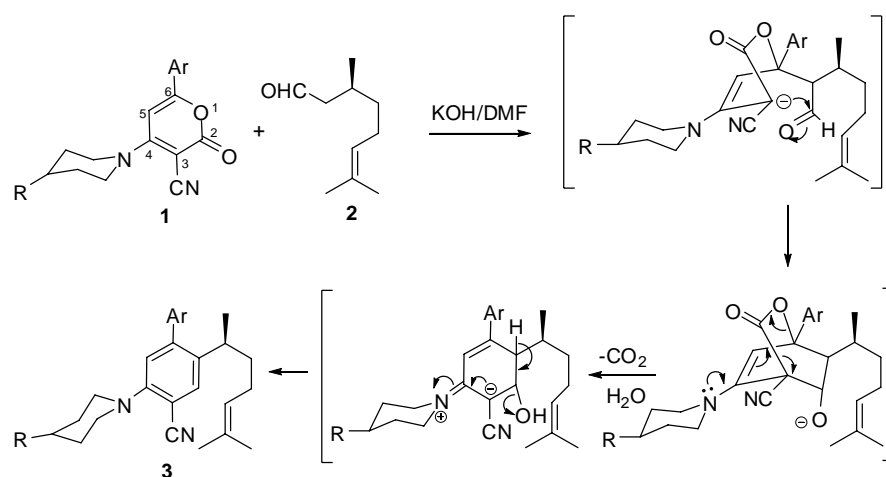
The newer approaches for the synthesis of bisabolene skeleton involve asymmetric hydrovinylation followed by Suzuki-Miyaura reaction,¹² the asymmetric conjugate addition using a enantiomerically pure sulfoxide as the chiral auxiliary,¹³ chemoenzymatic route via lipase-catalyzed kinetic resolution process,¹⁴ solvolysis of (4,5-*anti*)-4-aryl-5-tosyloxy-(2*E*)-hexenoate in water-saturated MeNO₂ based on 1,2-aryl migration via phenonium ion.¹⁵

The chemistry of 2*H*-pyran-2-one derivatives is very interesting, which finds diverse synthetic applications as a diene component in Diels-Alder reactions.¹⁶ During our recent studies on 2*H*-pyran-2-ones, we developed new methodologies for the synthesis of arenes,¹⁷ pyridines,¹⁸ pyridones¹⁹ and polyarylbenzenes²⁰ through nucleophile-induced ring transformation reactions. The unique feature of 2*H*-pyran-2-ones **1** is the presence of three electrophilic centres; C2, C4 and C6, in which the latter is highly susceptible to nucleophilic attack due to the extended conjugation and the presence of the electron-withdrawing substituent at position 3 of the pyranone ring. The precursors 2*H*-pyran-2-ones **1** were conveniently prepared in high yields by the reaction of methyl 2-cyano-3,3-dimethylsulfanylacrylate with substituted acetophenones under alkaline conditions, followed by reaction with secondary amines.¹⁷

The synthesis of terpenylarenes **3a-f** was achieved by stirring a mixture of corresponding 2*H*-pyran-2-ones **1**, *S*-citronellal **2** and powdered KOH in DMF for 4-5 h at room temperature (Scheme 1). After usual work-up,²¹ the crude product obtained was purified on silica gel column using 0.1% EtOAc in hexane as eluent.

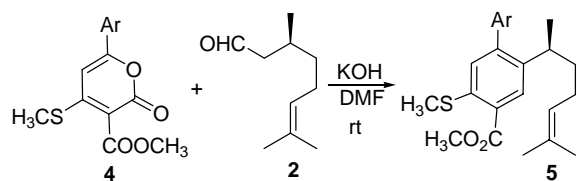
A plausible mechanism for the formation of **3** involves Michael addition of conjugate base of *S*-(-)-citronellal at position C6 of lactone **1**, followed by intramolecular cyclization involving the carbonyl functionality of **2** and C3 of the pyranone ring and then elimination of carbon dioxide, followed by dehydration.

To demonstrate the utility of such an approach with functional group diversity, we undertook the synthesis of terpenylarenes **5a-f** with common electron withdrawing and donating groups. The successful reaction was carried out by stirring a mixture of 6-aryl-3-methoxycarbonyl-4-methylsulfanyl-2*H*-pyran-2-ones¹⁷ **4**, *S*-(-)-citronellal and powdered KOH in DMF at ambient temperature (Scheme 2). Usual work-up and purification yields (*S*)-methyl 2-(6-methylhept-5-en-2-yl)-5-(methylsulfanyl)-biaryl-4-carboxylate **5a-f** in a single step from easily accessible precursors. The transformations of 6-aryl-2*H*-pyran-2-ones **4** into **5** possibly follow the same pathway as described in Scheme 1.

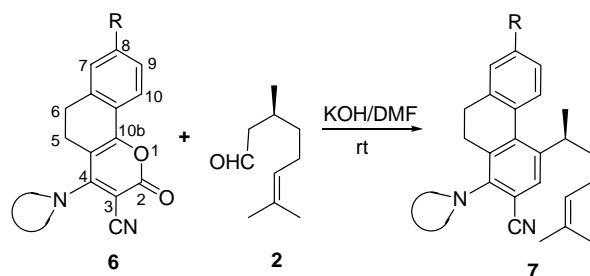


3	Ar	R	Yield (%)
a	C ₆ H ₅	H	58
b	4-BrC ₆ H ₄	CH ₃	69
c	4-CH ₃ C ₆ H ₄	H	64
d	2-thienyl	CH ₃	66
e	4-CH ₃ OC ₆ H ₄	H	62
f	1-naphthyl	CH ₃	50

Scheme 1. Probable mechanism involved in the synthesis of **3a-f**.



5	Ar	Yield (%)
a	C ₆ H ₅	57
b	4-ClC ₆ H ₄	61
c	4-BrC ₆ H ₄	59
d	4-CH ₃ C ₆ H ₄	57
e	4-CH ₃ OC ₆ H ₄	62
f	3,4-(CH ₂ O ₂)C ₆ H ₃	50

Scheme 2. Synthesis of terpenylarenes **5a-f**

7	N—	R	Yields (%)
a	piperidin-1-yl	H	60
b	4-methylpiperidin-1-yl	H	61
c	4-benzylpiperidin-1-yl	H	62
d	4-benzylpiperazin-1-yl	H	51
e	morpholin-4-yl	H	63
f	tetrahydroisoquinolin-2-yl	H	65
g	piperidin-1-yl	OCH ₃	54
h	4-methylpiperidin-1-yl	OCH ₃	55

Scheme 3. Synthesis of terpenylarenes **7a-h**

To further expand the scope of this reaction, current interest focuses on synthesizing (*S*)-4-(6-methylhept-5-en-2-yl)-1-*sec*-amino-9,10-dihydrophenanthrene-2-carbonitrile **7** through ring transformation of 5,6-dihydro-2-oxo-4-*sec*-amino-2*H*-benzo[*h*]chromene-3-carbonitriles using *S*-(-)-citronellal as a source of carbanion. The easily accessible precursors 5,6-dihydro-2-oxo-4-*sec*-amino-2*H*-benzo[*h*]chromene-3-carbonitriles **6** used in the synthesis were prepared in two steps. The first step was the synthesis of 5,6-dihydro-4-methylsulfanyl-2-oxo-2*H*-benzo[*h*]chromene-3-carbonitriles via the base catalyzed reaction of methyl 2-cyano-3,3-dimethylthioacrylate and 1-tetralone in DMSO. The reaction mixture was poured onto crushed ice with vigorous stirring to yield desired

product, which on amination with a secondary amine in boiling ethanol afforded 5,6-dihydro-2-oxo-4-*sec*-amino-2*H*-benzo[*h*]chromene-3-carbonitriles **6** (Scheme 3).

The topographical feature of the 5,6-dihydro-2-oxo-4-*sec*-amino-2*H*-benzo[*h*]chromene-3-carbonitrile **6**, is similar to 2*H*-pyran-2-one **1** which has three electrophilic centers C-2, C-4 and C-10b in which the latter is highly electrophilic and prone to nucleophilic attack due to extended conjugation and the presence of an electron-withdrawing substituent at position 3 of the chromene ring. The conjugate base in this reaction is generated *in situ* from *S*-citronellal under alkaline conditions. Thus a mixture of benzo[*h*]chromene **6**, *S*-(-)-citronellal **2** and powdered KOH in DMF was stirred for 2-2.5 h. The progress of the reaction was monitored by TLC and on completion, the reaction mixture was poured onto crushed ice with vigorous stirring and then neutralized with 10% HCl. The precipitate obtained was filtered, washed with water and dried. The crude product was purified by neutral alumina column chromatography using 0.2% EtOAc in hexane as eluent.²³

In summary, we have demonstrated highly convenient and functional group tolerable one-step ring transformation approach for the synthesis of several sesquiterpene-cored aromatic compounds of synthetic and biological importance. This stereoselective protocol offers easy access to various terpenylarenes with the flexibility of introducing the electron-donor or -acceptor substituents that are essentially required in drug development perspectives.

Acknowledgements

A.G. is thankful to Professor G. Bringmann for his kind support and Alexander von Humboldt Foundation for AvH fellowship and DST, New Delhi for Ramanna Fellowship. D.V. is grateful to CSIR, New Delhi for senior research fellowship. Spectroscopic data obtained from the Sophisticated Analytical Instrument Facility, CDRI, Lucknow is gratefully acknowledged.

References and notes

- (a) Heathcock, C. H. In *The Total Synthesis of Natural Products*; ApSimon, J. W., Ed.; Wiley: New York, 1973; Vol. 2, pp 197; (b) Heathcock, C. H.; Graham, S. L.; Pirrung, M. C.; Plavac, F.; White, C. T. In *The Total Synthesis of Natural Products*; ApSimon, J. W., Ed.; Wiley and Sons: New York, 1981; Vol. 5, p 35; (c) Pirrung, M. C.; Morehead, A. T. In *The Total Synthesis of Natural Products*; Goldsmith, D., Ed.; Wiley and Sons: New York, 1997; Vol. 10, p 29.
- (a) Simonsen, S. J. In *The Terpenes*; Cambridge University Press, 1952; Vol. III, p 18, 202; (b) Honwad, V. K.; Rao, A. S. *Tetrahedron* **1965**, *21*, 2593-2604.
- (a) Fusetani, N.; Sugano, M.; Matsunaga, S.; Hashimoto, K. *Experientia* **1987**, *43*, 1233-1234; (b) Wright, A. E.; Pomponi, S. A.; McConnell, O. J.; Kohmoto, S.; McCarthy, P. J. *J. Nat. Prod.* **1987**, *50*, 976-978.

4. McEnroe, F. J.; Fenical, W. *Tetrahedron* **1978**, *34*, 1661-1664.
5. Bohlmann, F.; Lonitz, M. *Chem. Ber.* **1978**, *111*, 843-852.
6. Cichewicz, R. H.; Clifford, L. J.; Lassen, P. R.; Cao, X.; Freedman, T. B.; Nafie, L. A.; Deschamps, J. D.; Kenyon, V. A.; Flanary, J. R.; Holman, T. R.; Crews, P. *Bioorg. Med. Chem.* **2005**, *13*, 5600-5612.
7. Rimpler H.; Hansel R.; Kochendoerfer L.; *Z. Naturforsch* **1970**, *25b*, 995-998.
8. Itokawa, H.; Hirayama, F.; Funakoshi, K.; Takeya, K. *Chem. Pharm. Bull.* **1985**, *33*, 3488-3492.
9. (a) Maimone, T. J.; Baran, P. S. *Nature Chem. Biol.* **2007**, *3*, 396-407; (b) Ahmed, S.; Ansari, S. H.; Ali, M.; Bhatt, D.; Ansari, F. *Phcog. Rev.* **2008**, *2*, 151-156.
10. Graham, S. L.; Heathcock, C. H.; Pirrung, M. C.; Plavac, F.; White, C. T. In *The Total Synthesis of Natural Products*, ed. J. ApSimon, Wiley and Sons, New York, 1983, vol. 5, pp. 35.
11. (a) Ryan Zilenovski, J. S.; Hall, S. S. *J. Org. Chem.* **1981**, *46*, 4139-4142; (b) Ono, M.; Ogura, Y.; Hatogai, K.; Akita, H. *Tetrahedron: Asymmetry* **1995**, *6*, 1829-1832; (c) Sugahara, T.; Ogasawara, K. *Tetrahedron: Asymmetry* **1998**, *9*, 2215-2217; (d) Fuganti, C.; Serra, S. *Synlett* **1998**, 1252-1254; (e) Fuganti, C.; Serra, S. *J. Chem. Soc., Perkin Trans. 1* **2000**, 3758-3764; (f) Kimachi, T.; Takemoto, Y. *J. Org. Chem.* **2001**, *66*, 2700-2704; (g) Harmata, M.; Hong, X.; Barnes, C. L. *Tetrahedron Lett.* **2003**, *44*, 7261-7264; (h) Meyers, A. I.; Stoianova, D. *J. Org. Chem.* **1997**, *62*, 5219-5221; (i) Du, Z.; Yue, G.; Ma, J.; She, X.; Wu, T.; Pan, X. *J. Chem. Res.* **2004**, 427-429; (j) Hagiwara, H.; Okabe, T.; Ono, H.; Kamat, V. P.; Hoshi, T.; Suzuki, T.; Ando, M. *J. Chem. Soc., Perkin Trans. 1* **2002**, 895-900.
12. Zhang, A.; RajanBabu, T. V. *Org. Lett.* **2004**, *6*, 3159-3161.
13. Lu, J.; Xie, X.; Chen, B.; She, X.; Pan, X. *Tetrahedron: Asymmetry* **2005**, *16*, 1435-1438.
14. Kamal, A.; Malik, M. S.; Shaik, A. A.; Azeza, S. *Tetrahedron: Asymmetry* **2007**, *18*, 2547-2553.
15. Ehara, T.; Tanikawa, S.; Ono, M.; Akita, H. *Chem. Pharm. Bull.* **2007**, *55*, 1361-1364.
16. (a) Woodward, B. T.; Posner, G. H. *Adv. Cycloaddit.* **1999**, *5*, 47-83; (b) Posner, G. H.; Afarinkia, K.; Dai, H. *Org. Syn.* **1995**, *73*, 231-239; (c) Afarinkia, K.; Bearpark, M. J.; Ndiwami, A. *J. Org. Chem.* **2005**, *70*, 1122-1133 and references cited in.
17. (a) Goel, A.; Verma, D.; Dixit, M.; Raghunandan, R.; Maulik, P. R. *J. Org. Chem.* **2006**, *71*, 804-807; (b) Singh, F. V.; Kumar, V.; Kumar, B.; Goel, A. *Tetrahedron* **2007**, *63*, 10971-10978; (c) Singh, F. V.; Kumar, V.; Goel, A. *Synlett* **2007**, 2086-2090; (d) Kumar, A.; Singh, F. V.; Goel, A. *Tetrahedron Lett.* **2007**, *48*, 7283-7286; (e) Dixit, M.; Raghunandan, R.; Kumar, B.; Maulik, P. R.; Goel, A. *Tetrahedron* **2007**, *63*, 1610-1616; (f) Kumar, A.; Singh, F. V.; Goel, A. *Tetrahedron Lett.* **2007**, *48*, 8223-8226.
18. (a) Farhanullah; Agarwal, N.; Goel, A.; Ram, V. J.; *J. Org. Chem.* **2003**, *68*, 2983-2985; (b) Goel, A.; Singh, F. V.; Sharon, A.; Maulik, P. R. *Synlett* **2005**, 623-626.
19. Goel, A.; Singh, F. V.; Verma, D. *Synlett* **2005**, *13*, 2027-2030.
20. (a) Goel, A.; Singh, F. V.; Dixit, M.; Verma, D.; Raghunandan, R.; Maulik, P. R. *Chem. Asian J.* **2007**, *2*, 239-247; (b) Goel, A.; Singh, F. V.; Kumar, V.; Reichert, M.; Gulder, T. A. M.; Bringmann, G. *J. Org. Chem.* **2007**, *72*, 7765-7768; (c) Goel, A.; Dixit, M.; Chaurasia, S.; Kumar, A.; Raghunandan, R.; Maulik, P. R.; Anand, R. S. *Org. Lett.* **2008**, *10*, 2553-2556; (d) Kumar, V.; Singh, F. V.; Parihar, A.; Goel, A. *Tetrahedron Lett.* **2009**, *50*, 680-683.
21. *General procedure for the synthesis of 3a-f and 5a-f:* A mixture of 6-aryl-2H-pyran-2-one (**1a-f** and **4a-f**) (1 mmol), (S)-(-)-citronellal (1.2 mmol) and powdered KOH (1.5 mmol) in DMF was stirred at room temperature for 4-6 h. After completion of the reaction, excess DMF was removed under reduced pressure and was poured onto crushed ice with vigorous stirring. The solution was neutralized with 10% HCl and the resulting precipitate was filtered, washed with water, dried and purified through silica column chromatography using 0.1% ethyl acetate in hexane as eluent. (**3a**): Viscous oil; $[\alpha]_D^{25} = +40.0$ (c 0.1, CHCl₃); ¹H NMR (CDCl₃, 300 MHz): δ 1.11 (d, *J* = 6.84 Hz, 3H, CH₃), 1.43-1.60 (m, 10H, 2CH₂ & 2CH₃), 1.69-1.80 (m, 6H, 3CH₂), 2.71-2.83 (m, 1H, CH), 3.14 (t, *J* = 5.34 Hz, 4H, 2CH₂), 4.83-4.88 (m, 1H, CH), 6.78 (s, 1H, ArH), 7.19-7.23 (m, 2H, ArH), 7.35-7.44 (m, 3H, ArH), 7.48 (s, 1H, ArH); ¹³C NMR (CDCl₃, 75 MHz): δ 16.28, 21.08, 22.81, 24.31, 24.61, 24.88, 32.13, 37.01, 51.94, 103.98, 117.68, 118.82, 122.77, 126.13, 126.86, 127.55, 130.30, 130.63, 137.34, 139.58, 145.97, 152.60; IR (Neat) 2220 cm⁻¹ (CN); MS (ESI) *m/z* 373 (M⁺+1); HRMS (EI) *m/z* calculated for C₂₆H₃₂N₂ 372.2566 found: 372.2595. (**5b**): Viscous oil; $[\alpha]_D^{25} = +20.0$ (c 0.1, CHCl₃); ¹H NMR (CDCl₃, 300 MHz): δ 1.15 (d, *J* = 6.87 Hz, 3H, CH₃), 1.46 (s, 3H, CH₃), 1.48-1.63 (m, 5H, CH₂ and CH₃), 1.68-1.79 (m, 2H, CH₂), 2.40 (s, 3H, SCH₃), 2.71-2.80 (m, 1H, CH), 3.94 (s, 3H, OCH₃), 4.85-4.90 (m, 1H, CH), 6.99 (s, 1H, ArH), 7.17-7.21 (m, 2H, ArH), 7.38-7.42 (m, 2H, ArH) 7.95 (s, 1H, ArH); ¹³C NMR (CDCl₃, 75 MHz): δ 14.33, 16.29, 21.09, 24.31, 24.65, 32.37, 36.92, 50.77, 122.75, 124.40, 125.25, 127.09, 127.93, 129.08, 130.40, 132.26, 138.00, 138.27, 139.64, 143.62, 165.54; IR (Neat) 1716 cm⁻¹ (CO); MS (ESI) *m/z* 403 (M⁺+1); HRMS (ESI) calcd for C₂₃H₂₈ClO₂S: 403.14985 (M⁺+1), found: 403.15051.
22. Gompper, R.; Topfl, W. *Chem. Ber.* **1962**, *95*, 2861.
23. *General Procedure for the Synthesis of 7a-h:* A mixture of 5,6-dihydro-2-oxo-4-sec.amino-2H-benzo[h]chromene-3-carbonitrile **6** (1 mmol) and S-(-)-citronellal **2** (1.2 mmol) in dry DMF using KOH as base (1.5 mmol) was stirred for 2-3 h. After completion excess of DMF was removed under reduced pressure and the reaction mixture was poured onto crushed ice with vigorous stirring followed by neutralization with 10% HCl. The crude thus obtained was purified by neutral alumina column chromatography using 0.2% EtOAc in hexane as eluent. (**7a**) Viscous oil; ¹H NMR (CDCl₃, 300 MHz): δ 1.31 (d, *J* = 6.78 Hz, 3H, CH₃), 1.44 (s, 3H, CH₃), 1.55 (s, 3H, CH₃), 1.58-1.78 (m, 10H, 5CH₂), 2.58-2.73 (m, 3H, CH & CH₂), 2.90-2.97 (m, 1H, CH), 3.15-3.20 (m, 4H, 2CH₂), 3.37-3.45 (m, 1H, CH), 4.90 (t, *J* = 6.64 Hz, 1H, CH), 7.24-7.32 (m, 3H, ArH), 7.35-7.40 (m, 1H, ArH), 7.44 (s, 1H, ArH); ¹³C NMR (CDCl₃, 75 MHz): δ 16.24, 21.29, 22.91, 24.18, 24.30, 24.51, 25.55, 28.32, 28.41, 32.55, 38.12, 51.20, 104.95, 118.68, 122.61, 124.51, 125.98, 126.43, 127.20, 130.15, 130.45, 132.55, 136.32, 138.96, 139.31, 148.87; IR (Neat) 2220 cm⁻¹ (CN); MS (ESI) *m/z* 399 (M⁺+1); HRMS (EI) calcd for C₂₈H₃₄N₂: 398.2722 (M⁺), found: 398.2715.